

LO: We are getting better at
collecting vocabulary to describe a
setting.

Today we are going to start planning the opening to our stories.

To guide our narratives a little we are going to base our stories on 'The Story Machine'.

This means that your character is going to be exploring a setting of your choice which leads them to finding a mysterious machine.

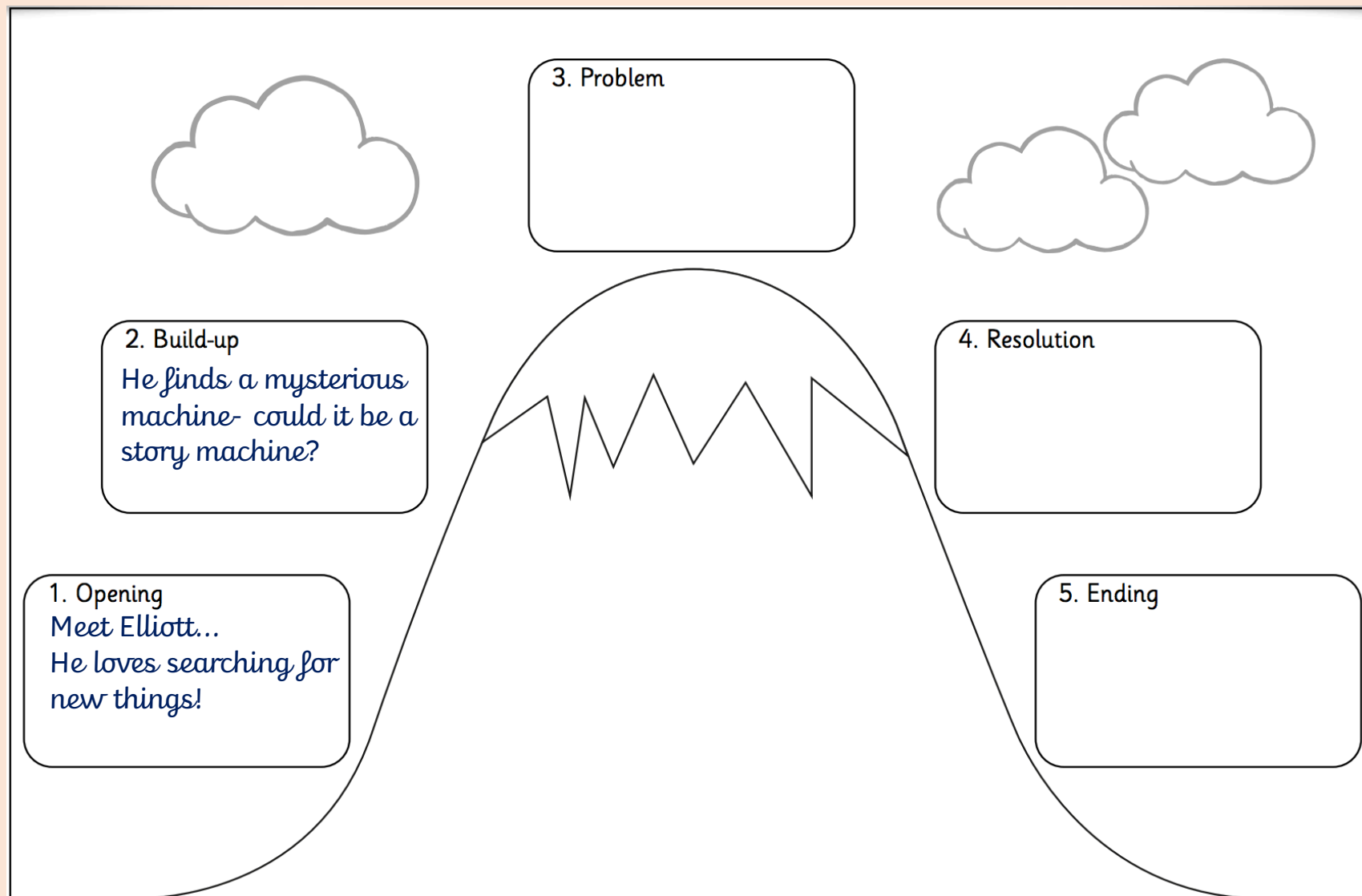


How much do you remember about the story?...



Starter

Can you make simple notes or talk with someone to complete the story mountain for Elliot's story?



Watch the video again if you need to!

<https://www.youtube.com/watch?v=yXVqCCeCPAU>

What is so important about the beginning of any story?

Thinking Time:

Make a list of features that a writer might include in the opening of a story.



What do you think of the opening line from 'The Story Machine'?

Meet Elliott, Elliott was a boy who loved to find things...

What is so wonderful about a picture book is that the pictures have power. There is a lot of description that does not need to be done as it is already there on the page. However, as we are going to do a longer piece of writing, we need to get all the action and description we can into our writing!

Today we will be focusing in on how we will describe the **setting** at the start of our narrative

By telling the reader about a setting you are giving them more information about :-

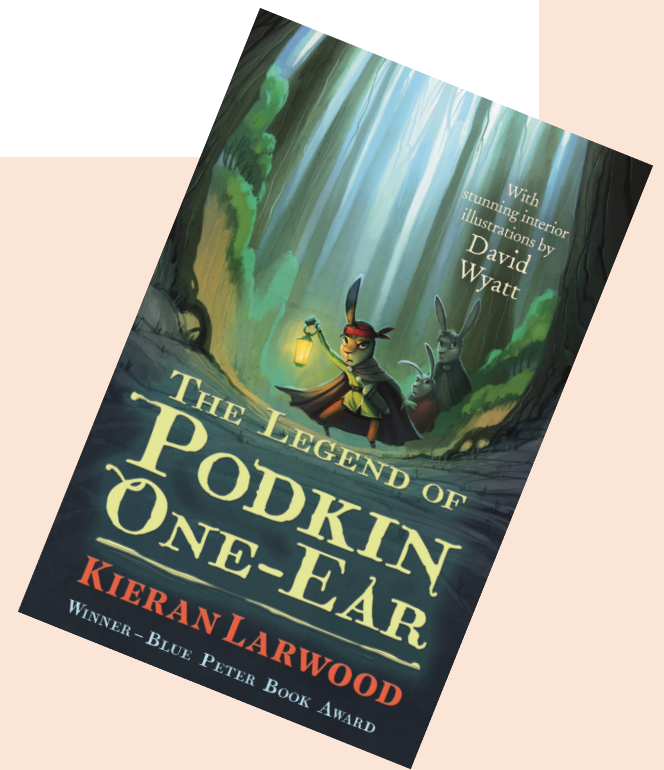
- Where and when it is based- What time of year (or season)
- What you can see, hear, smell or touch
- What the audience could see if they were standing there



Model It ! -Let's see what another author includes in a setting description.

Crunch, crunch. Crunch, crunch. The sound of heavy footsteps, trudging through knee-deep snow, echoes through the night's silence.

What has the writer done to tickle the reader's senses?



Model It !

repeated sounds

onomatopoeia

Crunch, crunch. Crunch, crunch. The sound of heavy footsteps, trudging through knee-deep snow, echoes through the night's silence.

silence

echoes

lots of sounds!



Try It !

A thick white blanket covers the wide slopes of the band of hills known as the Razorback downs. Moonlight dances over it, glinting here and there in drifts of sparkles, as if someone has sprinkled the whole scene with diamond dust.

What has the writer done to tickle the reader's senses here?


You could pick out particular words and phrases or the techniques used.



Building up a picture in the reader's mind...

Time to start planning!

I would suggest going back to your character work from yesterday and reviewing your idea collector too. Begin to build up a picture in your mind of where we will first find your character



Model It !

I have decided for my setting that my character is at the circus for the first time ever. Here are the different senses that I would like you to think about in your setting:

- What you can see
- What you can hear
- What you can smell
- What does it make you feel?
- (You might want to add what you can touch as well!)



<p>See 👁</p> <p>glowing lights silky rope sparkling lights shocked faces</p>	<p>hear 👂</p> <p>magical tinkling smattering of applause rain tapping against the tent</p>
<p>smell 👃</p> <p>buttery popcorn bubbling cauldron smoky hot dogs</p>	<p>feel ❤</p> <p>metamorphic wonderous astonished hearts thumping</p>

Apply It !

STEPS TO SUCCESS:

- Collect words and phrases under each heading
- Find amazing vocabulary
- Use onomatopoeia
- Challenge: collect some similes and metaphors!



phrases 	words 
magical atmosphere fizzling with action	excited inquisitive
misty air	scared
pale white faces	joyful
flags flying in the frosty breeze	worried
suspiciously silent on a cold dream	other wordly nervous happy

Optional activity:

Go on a Word search!



- There are so many excellent books out there that are packed full of splendid words. Go and find some that would work for your character's scene.
- Perhaps there are some words you really love in your favourite picture or chapter books- go and magpie them!

