

## Holly Class Homework Grid – Autumn, Term 2

Homework activities are intended to be as open ended as possible, allowing the children to reflect on their learning in class in a creative way and for the children to make their own decisions on how to collect, record and present their home learning.

Each week your child will be expected to complete a homework grid task. They can answer the question or complete the task in their own preferred way on one or two pages in their homework book. Here are some ideas of how children might approach learning grid activities:









- Drawing, colouring, sketches, labelled diagrams, artwork- painting, collage, 3D constructions
- Cooking with photographs or explanations
- Take photographs or even videos of their work
- Use the internet as a resource
- Tables, charts and grids
- Writing fiction, poems, descriptions
- Writing non-fiction-report, diary, letter, journal, newspaper report, e mail, leaflet, debate or explanation
- Invitations, postcard
- Your child can include objects or resources or references to them.

### Termly Reminders

- PE days are Wednesday and Friday.
- Homework show will be every Friday morning.
- Please ensure children have a named water bottle in school.
- We encourage children to read for at least 10 minutes each day from home.
- We encourage children to spend at least 5 minutes each day working on TT Rockstars.
- We encourage children to practise spelling 5 new words each week from their HFW/CEW lists.

We hope you have fun learning

## Holly Class Homework Grid – Autumn, Term 2

<p><b>Option 1 – Maya Monarchs</b></p> <p>Who was the most famous Maya King or Queen? Describe them</p> 	<p><b>Option 2 – Maya Gods</b></p> <p>Paint a picture of a Maya God</p> 	<p><b>Option 3 – Fun Facts</b></p> <p>Research the Maya and write down 10 interesting facts.</p> 
<p><b>Option 4 – Maya Inventions</b></p> <p>Research something amazing that was invented by the Maya. Create a fact-file about it.</p> 	<p><b>Option 5 – Maya Marvels</b></p> <p>Make a Maya pyramid. Design your own pyramid using recycled materials.</p> 	<p><b>Option 6 – Maya Glyphs</b></p> <p>Draw 3 Maya hieroglyphs and write down what they mean.</p> <p>Challenge: can you write a Maya sentence?</p> 
<p><b>Option 7 – Maya Mealtime</b></p> <p>The Maya farmed maize. Research how the Maya used it and cook something similar with sweetcorn in it! Record the process with photographs.</p> 	<p><b>Option 8– Maya Masks</b></p> <p>What did the Maya use masks for? Research this question then make your own.</p> 	<p><b>Option 9 – Freedom!</b></p> <p>Choose your own project based on the Maya.</p> 