

Holly Class Homework Grid – Spring, Term 4

Homework activities are intended to be as open ended as possible, allowing the children to reflect on their learning in class in a creative way and for the children to make their own decisions on how to collect, record and present their home learning.

Each week your child will be expected to complete a homework grid task. They can answer the question or complete the task in their own preferred way on one or two pages in their homework book. Here are some ideas of how children might approach learning grid activities:




- Drawing, colouring, sketches, labelled diagrams, artwork- painting, collage, 3D constructions
- Cooking with photographs or explanations
- Take photographs or even videos of their work
- Use the internet as a resource
- Tables, charts and grids
- Writing fiction, poems, descriptions
- Writing non-fiction-report, diary, letter, journal, newspaper report, e mail, leaflet, debate or explanation
- Invitations, postcard
- Your child can include objects or resources or references to them.

Termly Reminders

- PE days are Wednesday and Friday.
- Homework show will be every Friday morning.
- Please ensure children have a named water bottle in school.
- We ask that children read for at least 10 minutes each day from home.
- We ask that children spend at least 5 minutes each day working on TT Rockstars.
- We ask that children practise spelling 5 new words each week from their HFW/CEW lists.

We hope you have fun learning

Holly Class Homework Grid – Spring, Term 4

<p>Option 1 – Myths and Legends</p> <p>Research Ancient Greek myths and legends. Write a summary of your favourite. You could write an alternative ending.</p>	<p>Option 2 – This is Sparta!</p> <p>Make a Spartan helmet or design a shield.</p> 	<p>Option 3 – Parthenon Painting</p> <p>Paint the Parthenon or another famous temple. Can you create a wonderful Ancient Greek landscape?</p>
<p>Option 4 – Your Dream God</p> <p>Create a picture of an imaginary Greek God or Goddess. Make sure your poster is eye-catching and full of facts and information. Try to think of a symbol for your God.</p>	<p>Option 5 – Man Made Marvels</p> <p>Build an Ancient Greek style model temple using recycled materials.</p> 	<p>Option 6 – Gods and Goddesses</p> <p>Find out about the gods and goddesses. Choose one and write a fact file about them. Include an annotated drawing.</p>
<p>Option 7 – The Greek Alphabet</p> <p>Find out about the Greek alphabet and present your findings in an exciting way.</p> 	<p>Option 8– Ancient Greek Cuisine</p> <p>Research what kind of food would have been eaten in Ancient Greece and create your own dish based on your research.</p>	<p>Option 9 – Freedom!</p> <p>Choose your own project based on Ancient Greece.</p> 